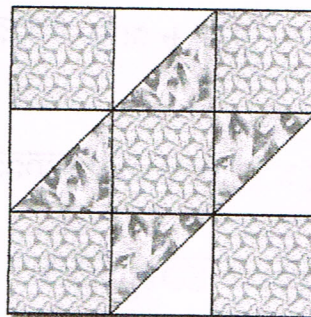


CONTRARY WIFE

This makes a 12" block!

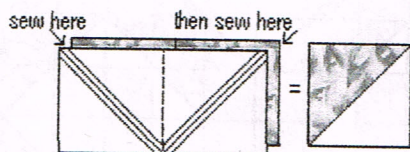


Please abide by the [Terms and Conditions of use!](#) :o)

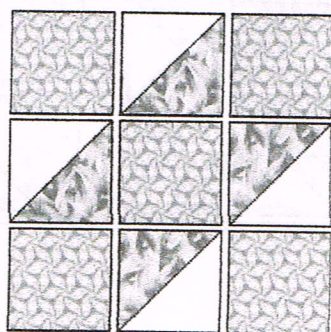
**** Preparing the Pieces and Sewing the Block ****



First mark and cut the Color 1 4-1/2" x 22-1/2" strip into five 4-1/2" squares...



Then piece the half squares by stacking the Color 2 and Color 3 strips, right sides together. On the back of the top strip, lightly mark the diagonals in the direction shown at left. Mark the 4-7/8" square line also. Sew a scant 1/4" above and below the marked diagonal lines, pivoting that the square line. Cut apart ON the marked diagonal and on the square line to make four half squares. Press seam allowances towards the darker fabric. Trim these back to measure 4-1/2" if needed...



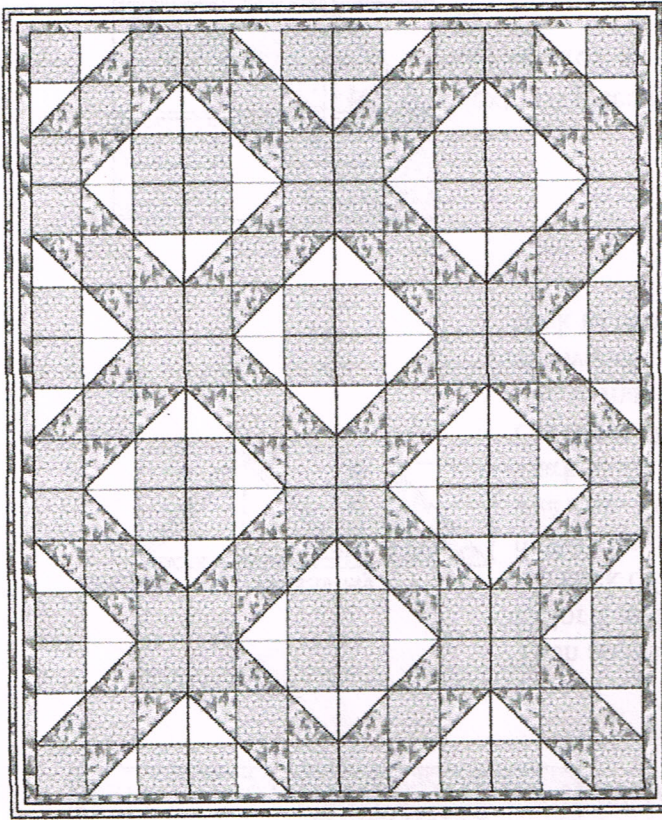
Next just piece the block, by sewing rows of squares and half squares, as shown in the diagram at left!...on to [Page 2!](#)

©April 2 2000 Marcia Hohn

Traditional Block

pattern from
<http://www.quilterscache.com>

Contrary Wife - Page 2



Play around with your arrangement of the blocks!
The quilt shown here is only one option!

Remember....above all else...Have Fun!

...and Happy Quilting!!

Marcia :o)

Page 1

Here's Catherine's! Carol's!
Denise's! Terri's! Abby's!
Lynette's! Marybeth's!
Paula's!

** Supplies List **



Color Color 1 needs: one 4-1/2" x 22-1/2" strip

1



Color Color 2 needs: one 4-7/8" x 9-3/4" strip

2



Color Color 3 needs: one 4-7/8" x 9-3/4" strip

3