

Basket Case Quilters

Block of the Month – September 2009


“Frummie’s Lollipop Flowers and Elly’s Hearts”

12-Inch Size, Page 1 of 3

Tip: Center the appliqué on a piece of background fabric that is at least 13-inches square. After you have finished appliquéing and embroidering the stems, trim the block to 12.5 inches.

1 INCH

To ensure that the pattern is to scale, make sure that this square measures exactly one inch!



Note: This picture illustrates the placement of the appliquéd pieces; it is *not* to scale.

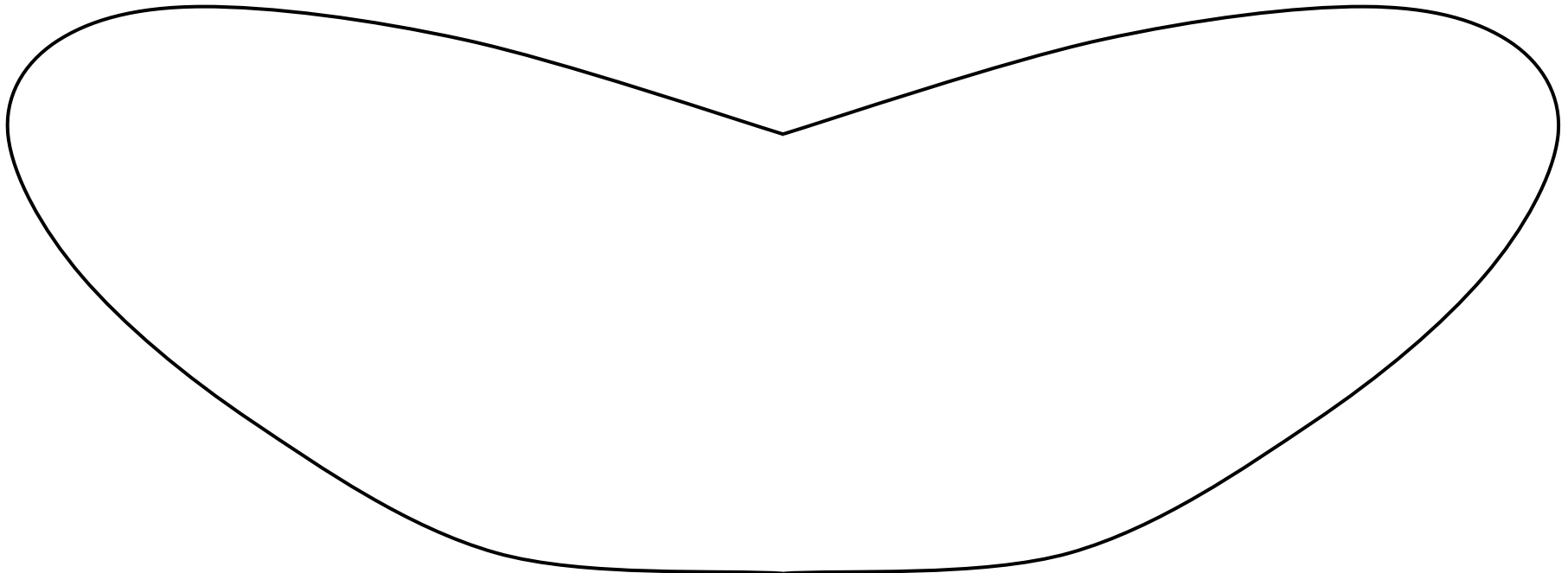



Basket Case Quilters

Block of the Month – September 2009

“Frummie’s Lollipop Flowers and Elly’s Hearts”

12-Inch Size, Page 2 of 3

Note: Remember to add seam allowances around each of the pieces if you are doing needleturn appliqué.



Basket Case Quilters

Block of the Month – September 2009

“Frummie’s Lollipop Flowers and Elly’s Hearts”

12-Inch Size, Page 3 of 3

Note: Remember to add seam allowances around each of the pieces if you are doing needleturn appliqué.

